

# Indonesian Aboriginal Dot Paint-by-numbers


## You will need:


- 1) Acrylic paint in a variety of colours
- 2) Cotton buds (or any other dotting tool)

## What to do:

- 1) Print out the templates and give one to each student along with some paint and a few cotton buds.
- 2) Ask your students to paint the picture following the colour key.
- 3) Your students can dip the cotton buds into the paint and then onto the template to make the perfect dot!

English	Indonesian
brown	coklat
black	hitam
red	merah
white	putih
blue	biru
green	hijau
orange	jingga
yellow	kuning






1 = coklat  
2 = hitam

3 = merah  
4 = putih

5 = hijau  
6 = jingga

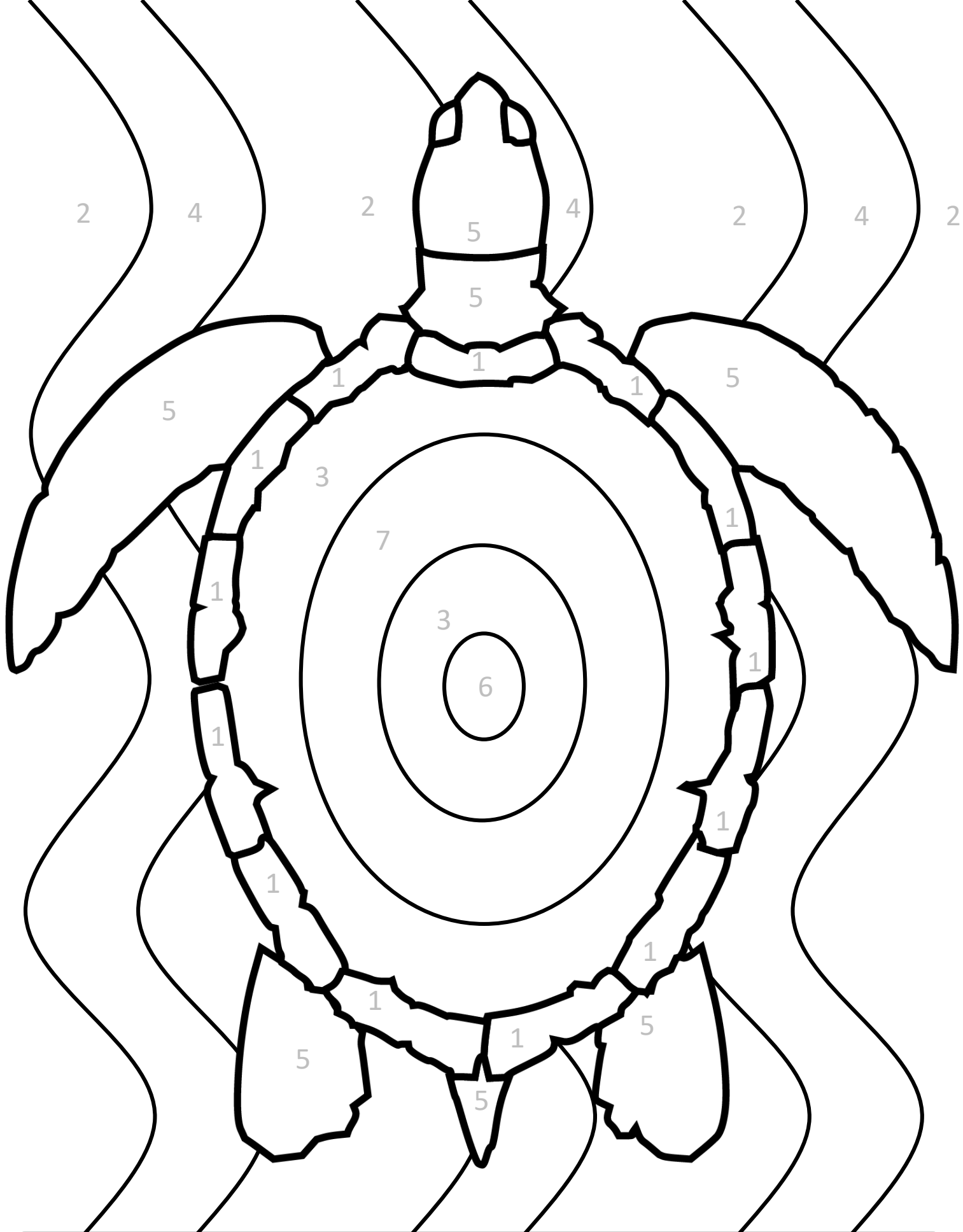


1 = coklat  
2 = hitam

3 = kuning  
4 = putih

5 = biru  
6 = hijau

7 = jingga



1 = coklat

2 = biru

3 = merah

4 = putih

5 = hijau

6 = kuning

7 = jingga



Languagenut