



Spanish Thanksgiving Turkey

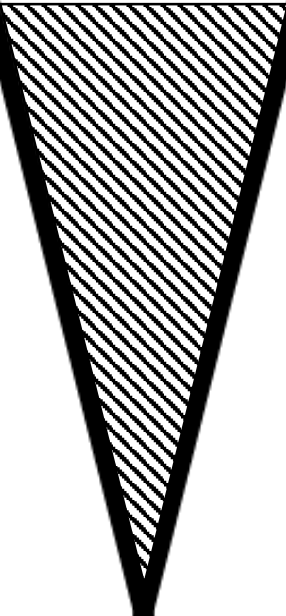

What to do:

- 1) Print out the turkey and a feather for each student.
- 2) Ask your students to write down what they are thankful for in Spanish and to decorate the feather.
- 3) Cut out the turkey and all of the feathers.
- 4) Glue the stripy base of the feathers to the back of the turkey.
- 5) Your new wall display is complete!





Estoy agradecida por...



Estoy agradecida por...