



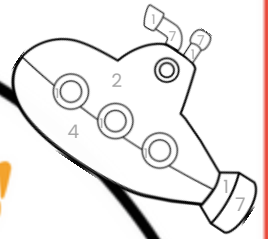

## French What's in Santa's Sack?

### What to do:

- 1) This activity is great for individual or pair work - arrange your students accordingly.
- 2) Give an English-French dictionary to each group of students.
- 3) Ask your students to look up the Christmas images e.g. "reindeer" in the dictionary.
- 4) The article and the first two French letters are already shown, giving your students a helping hand.
- 5) Once your students find the words in the dictionary, they have to fill in the missing letters.
- 6) Those who finish early, can complete the bonus task and colour in Santa Claus following the key,
- 7) Enjoy!

### Answers:

English	French
bells	les cloches
star	l'étoile
gingerbread man	le bonhomme de pain d'épice
Christmas tree	le sapin
reindeer	le renne
candles	la bougie
stocking	le bas de Noël
turkey	la dinde
holly	le houx
snowman	le bonhomme de neige
angel	l'ange
present	le cadeau



la bo \_\_\_\_\_

le re \_\_\_\_\_

la di \_\_\_\_\_



le sa \_\_\_\_\_

le ba \_\_\_\_\_



l'a \_\_\_\_\_



le ho \_\_\_\_\_



le bo \_\_\_\_\_



le bo \_\_\_\_\_





les cl \_\_\_\_\_



l'é \_\_\_\_\_



le ca \_\_\_\_\_



**Bonus challenge!**

Follow the key and colour in Santa Claus and all his presents.

- |            |            |
|------------|------------|
| 1 = rouge  | 5 = rose   |
| 2 = bleu   | 6 = violet |
| 3 = vert   | 7 = jaune  |
| 4 = orange | 8 = marron |