

Halloween Guess Who

Instructions

Summary:

With your students in pairs, the aim of the game is to guess which character out of 24 possibilities their opponent has selected. Students take it in turns to ask yes or no questions, such as “Do you have black hair?” or “Are you wearing glasses?”, until one student correctly guesses their opponents character.


Instructions:

- 1) Print off and laminate (so the game can be used multiple times!) a playing sheet per student and a single sheet of character faces per pair. Cut out all of the characters following the dashed line.
- 2) With your students in pairs, give them each a character sheet and a white board pen.
- 3) Place the face cards down and allow each student to select one without their opponent seeing.
- 4) One by one, in the language they are learning, students must ask their opponent a yes or no question and cross out the characters which don't fit the description. For instance, “Do you have blue skin?” – “no!” Then cross out Thomas, Sara etc.
- 5) The first student to correctly guess their opponents character wins!






Jessica



Ruby



Thomas




Fleur




Sara



Amir




Hugo




Lucy



Ayesha




Alexandre



Lucas



Adele



Simon




Antonio



Edward




Mateo




Daniel



Cameron



Gabriel




Amelie



Diego



Sofia



Roberto




Zoë




Jessica



Ruby




Thomas



Fleur



Sara



Amir




Hugo




Lucy



Ayesha



Alexandre



Lucas



Adele




Simon




Antonio



Edward




Mateo



Daniel



Cameron



Gabriel




Amelie



Diego



Sofia



Roberto



Zoë